

West Coast Camp Counselor Manual



Table of Contents

SUMMER CAMP OBJECTIVES	4
Program Time.....	5
THE MINISTRY OF COUNSELING	7
Counselor Ministry Description.....	7
Counselor Preparation.....	9
Characteristics of a Counselor.....	10
Qualities of a Counselor That Attract Campers.....	11
What Teens Look for in a Leader.....	12
The Ideal Counselor.....	13
The Perfect Camp Counselor.....	13
The Perfect Camp Counselor.....	14
POLICIES & PROCEDURES	15
Conduct of the Counselor.....	15
Camp Rules.....	18
The Three C's.....	18
Meeting Etiquette.....	19
Discipline.....	19
Cabin Inspection.....	20
COUNSELING HELPS	21
What to Do With Your Time.....	21
Counseling After the Message.....	22
Salvation Passages.....	23
Assurance Passages.....	23
Common Problems of Young People.....	24
What's Up With Bullying?.....	25
The Practice of Study and Meditation of God's Word.....	27
Prayer List	28
Camper Questionnaire.....	29
Counselor Evaluation Of Camp	31

Thank You!

TO ALL CAMP COUNSELORS,

Thank you for your dedication and donated time this year. We greatly appreciate your love and commitment to see lives changed for Jesus Christ. Your involvement in this year's camp will have great impact for years to come and will make a great difference for the work of our Lord and Savior. We could not do this without you and appreciate you more than we can express with words.

We are here to minister to you as well during these two weeks, therefore please let us know if you need anything or we can help you in any way.

Please know that each of us is praying for you and for your campers. We are looking with great anticipation to what God is going to accomplish in and through you during our time ministering hand in hand. All our lives will be changed because of His grace and mercy.

Thank You for your part in reaching young people.

West Coast Camp Staff
Vertical Life Local Church Ministries

Summer Camp Objectives

The Purpose of Camp

To make the person of Jesus Christ, as presented in the Word of God, known to each camper. Col 2:6-7

Each aspect of Camp is designed to meet the general objectives of Camp:

Each camper is PERSONALLY confronted with the plan of salvation in a clear, easily understood manner and given opportunity to accept or reject God's gift (John 20:31; John 1:12). (Assurance of salvation will also be covered in meetings and by the counselor.)

Each camper who knows Christ is given the training and challenged to begin growing toward spiritual maturity. (Ephesians 4:14-15)

Each camper who knows Christ is given the knowledge that he needs to lead someone to Christ and challenged to be God's representative wherever he is. (Acts 1:8; 2 Corinthians 5:20)

Accomplishing Our Purpose

All three tools are essential in accomplishing our purpose. They are: (1) Pulpit Ministry, (2) Personal Interaction, and (3) Program Time. The three of these are so interrelated that if one area is weak it affects the other areas as well. For example, you cannot have dull or lifeless activities and expect your campers to pay attention in meetings. Our goal is that all three components would operate as a finely tuned machine; therefore providing the ultimate experience in Christian camping for both the camper and the staff.

Pulpit Ministry: This is the most essential element of the camp's ministry. Everything we do should direct the camper's attention to the preaching of the Word. Therefore, our pulpit ministry should be Biblical, practical, and relevant. The meetings are planned with a specific goal in mind, and each aspect of the meeting (i.e. music, drama, and announcements) should prepare their hearts for the preaching of the Word.

Personal Interaction: The program should provide opportunities for the counselors to relate individually to their campers. The pulpit ministry should provide the content for interaction between camper and counselor. Personal interaction is the time when the one-on-one challenge and discipleship takes place.

Program Time

The one common denominator that all young people have, both saved and unsaved alike, is the desire for good clean fun. Program time is how we gain a listening ear when the opportunity comes to share the Gospel. This takes place primarily when campers are not in meetings or sleeping. Program is important, but it is not the focal point. It is the means to win the right for their attention. Program also assists in tearing down the walls young people build around their hearts.

ASPECT OF CAMP	CAMPER'S NEED	ACTION OF THE PROGRAM
ARRIVAL & REGISTRATION	To be set at ease & sense a friendly atmosphere.	Friendly staff & available counselors greet campers in the parking lot. Begin the process of establishing a relationship.
MEALS	To obtain nutrition for energy & alertness.	Good food provided in an orderly manner. The staff will create a fun and exciting atmosphere. Counselors will encourage good eating habits & engage in inquisitive conversation.
MORNING BIBLE HOUR	To Know & Understand the Word of God.	To systematically teach the camper the Word of God. The morning Bible hour is a time to teach the Word of God.
NIGHTLY RALLY	To hear, understand & obey the Word of God.	To be challenged to obey the Word of God to the point of making life-changing decisions. The evening rally is a time to preach the Word of God.
ACTIVITIES	To release physical energy in an exciting atmosphere. To experience fun.	These activities are Various activities are planned so that young people can release their energy as they involved themselves during the day. We have planned and executed the day with the goal of helping you minister to them from a position of knowledge as you look into their lives.

<p>FREE TIME</p>	<p>Give camper one-on-one time with counselor & to socialize with friends & develop new friendships. Rest & relax.</p>	<p>We endeavor to provide an atmosphere for socializing & meeting with friends. Snack bar, leisure areas & optional fun activities are provided to meet these needs.</p>
<p>CABIN DEVOTIONS</p>	<p>To culminate and wrap up the day spiritually.</p>	<p>Each counselor prepares a daily devotion that will wrap up the spiritual emphasis & direction of the day. The evening devotion ties in with the focus of the pulpit ministry for that day.</p>
<p>QUIET TIME</p>	<p>To develop a personal daily time with God.</p>	<p>We provide a specific time in the schedule to show the importance of this aspect of each Christian's life. We also provide the instruction & tools.</p>
<p>SEMINARS</p>	<p>To solve pressing issues in their lives.</p>	<p>Each seminar is designed to help the young person with issues such as dating, self-image, suicide, friendships etc.</p>
<p>ONE-ON-ONE TIME</p>	<p>To observe what the young person has to say about their faith in Christ To share their thoughts & fears about life.</p>	<p>This gives the counselor a time to plan for one-on-one time to help campers with the situations and circumstances of life.</p>

The Ministry of Counseling

Counselor Ministry Description

Counselors are responsible to and report to the unit leaders.

As a counselor you are responsible for a cabin group of campers. Additionally, you are to help every camper grow towards maturity in Christ by becoming an understanding friend and guide.

GENERAL RESPONSIBILITIES:

- ▣ Do all that is possible to meet the spiritual, emotional, intellectual, physical, and social needs of your campers. Observe carefully.
- ▣ Be responsible for the discipline, cleanliness, health, and safety of your cabin group.
- ▣ Instill in your cabin group a spirit of enthusiasm, responsibility, participation, helpfulness, and camp loyalty.
- ▣ Work cooperatively with the other counselors on your team, your unit leader, and the administration of Vertical Life Camps.
- ▣ Be available. Your personal time must not affect campers or program.
- ▣ A counselor must be with his/her campers at ALL TIMES.

CAMP RESPONSIBILITIES:

- ▣ Help your campers get settled and become involved in some area of the program that interests them.
- ▣ Learn the names of your campers as soon as possible.
- ▣ Pray for each camper by name.
- ▣ Attend the counselor prayer meeting. Your unit leader will communicate the schedule.
- ▣ Sit in cabin groups or teams and make sure you have all of your campers with you.
- ▣ Do personal work after the rally, if needed.
- ▣ Promote a relaxed yet focused atmosphere in cabin devotions. Lights out on time!
- ▣ Make sure they eat at every meal (sitting as cabins at all meals.)!
- ▣ Write out aims for each camper in your cabin.
- ▣ Take individual interest in each camper, becoming familiar with their backgrounds, helping them achieve and broaden their interests in camp, encouraging their growth spiritually and praying for them every day.
- ▣ Feel free to consult with your Unit Leader concerning irregular behavior problems and refer campers to him/her when necessary.
- ▣ Lead cabin devotions each evening. Be well prepared. Use discussion methods and try to meet group needs. DON'T PREACH.

- ▣ Encourage small group activities - cabin challenges, projects.
- ▣ Watch for the camper's health and report irregularities to the nurse.



- ▣ Keep the cabin clean. This is a cabin group activity.
- ▣ Be responsible for the attendance of your campers at all required activities. Go to the Unit Leader when campers are missing.
- ▣ Be sure you and your campers are at each meeting and at all meals on time.

OTHER SPECIFIC RESPONSIBILITIES:

- ▣ Be faithful in your own daily Quiet Time and Bible Study.
- ▣ Discourage campers from leaving camp.
- ▣ After leading any individual to the Lord, be sure to have them fill out a decision card, give it to your Unit Leader, and also introduce the camper to your Unit Leader.
- ▣ Set up a time schedule and follow it as much as possible. Try to eliminate wasted time.
- ▣ Become a devoted student of young people and make a habit of praying specifically every day for each camper.
- ▣ Check for Bibles., Encourage your campers to bring their Bibles to meetings.
- ▣ Sit with campers. Sit where you can reach them if necessary.
- ▣ Have campers use the rest room before the meeting.
- ▣ When at meetings & events, look up front for directions.
- ▣ BE ENTHUSIASTIC!
- ▣ Share prayer burdens with other counselors dealing with kids from different churches.

**Ask yourself this question at the end of every day:
"Have I done all I can to meet the needs of my campers?"**


Time Saving Ideas

-  Collect all contraband before your Unit Leaders arrive on Monday Night at 11 PM to collect it.
-  Make a list of your camper's names to provide for your Unit Leaders when they come to check your cabin for assignment accuracy.

Counselor Preparation

To prepare you for camp counseling in any situation, here is a list of resources that we have found to be very helpful and therefore we highly recommended for reading. Please read prior to your arrival at camp.

- ▣ “Scripture References for Counseling” (3rd Edition) by John G. Kruis
- ▣ “How To Counsel Today’s Youth”
(Included on the Registration CD sent to the church)
- ▣ “The House That God Built” by Harry Bollback
- ▣ “Shepherding a Child’s Heart” by Tedd Tripp
- ▣ “Age of Opportunity” by Paul David Tripp



Characteristics of a Counselor

Another important relationship the counselor sustains is his or her relationship to the camp program. For some, this is a hidden, behind-the-scenes relationship. For others it is an open, on-the-platform relationship. But for all, whether it involves cleanup, being a team captain or leading a seminar, this relationship is essential to the success of camp. If either the cabin cleaner or seminar leader fails in their responsibilities, the program also fails, for the camper is disappointed and objectives are not reached. But, if the clean-up person, team captain and seminar leader all depend upon God and serve faithfully, the program becomes a success. You may be asked to do things not really popular to do, for example: helping with props, skits, special projects, or any requests. Your positive response and cooperation is essential to the program and the success of the camp.

To effectively use the program, the counselor must

- ▣ Be enthused.
- ▣ Be at every activity.
- ▣ Help team leaders in any way.
- ▣ Help keep order at activities.
- ▣ Never argue outcome with program director in front of campers.
- ▣ Never bad-mouth an activity--even if it stinks. Bring it to the Unit Leader privately.
- ▣ Be flexible.

Remember: The Program is subject to change.

THE NEEDS OF CAMPER IS YOUR FOCUS

There is no event, person, or task more important than meeting the needs of your campers. In order to meet their needs you need to be with them all the time. Consider...after camp is over and done, how will the camper remember your ministry in his or her life?

Qualities of a Counselor That Attract Campers

- ▣ Appreciation and understanding (Outward acts - tell them verbally)
- ▣ Physical energy and alertness. (Never let them see you weary - don't talk about being tired. If you need a break, ask your Unit Leader.)
- ▣ Purposeful direction. (Memorize verses, have good Bible-reading habits, and model Christian character that is pleasing and honoring to God.)
- ▣ Contagious enthusiasm. (Be excited at all times but be real - Holy Spirit.)
- ▣ Control of self and your tongue. (Don't let personal ideas appear to be your concern or pout when you don't get your way.)
- ▣ Adequate knowledge of task. (Know your job.)
- ▣ Sound judgment (Think.)
- ▣ Intelligent resourcefulness (Think some more. Ask your Unit Leader if you need some help.)
- ▣ Proven worthiness to lead. (Work habits: Practice/preach by example)
- ▣ Consistency in testimony, temper. (Not flying off the handle, or up and down emotionally.)
- ▣ Competence. (Do things well.)
- ▣ Protection. (Not allowing a camper to be the brunt of practical jokes, name calling, hazing, etc.)
- ▣ Personal Interest and Involvement. (Find out about your campers...from them. Learn their correct name and get to know them personally.)
- ▣ Knowing their names.

What Teens Look for in a Leader

Results from a Survey of Teens

What is it that you as a teenager look for in a leader?

1. Godly
2. Involved
3. Consistent
4. A Servant
5. One who listens to problems
6. Confidential
7. One who takes charge of situations
8. A Friend

What makes you respect that leader?

1. Patience
2. Ability to admit wrongs
3. Consistent no matter what they feel toward a person
4. Encouraging
5. Respectful
6. Personal
7. Give up their own time to help someone else
8. A servant
9. Keeps promises
10. Always there
11. Follow the rules they make
12. Fair in judgments
13. Stands firm in decisions
14. Respectful of the ideas of others
15. Comfortable taking advice from others

What is your greatest fear as a teenager?

1. Not being what God wants me to be
2. Being an example
3. Leaving a "place of safety"
4. Future in Christ
5. Not having a balanced life
6. Seeing friends give in to worldly temptations
7. Sharing Christ with others
8. Seeing others who claim to be Christians but who are not living Christian lives
9. Unsaved relatives

The Ideal Counselor

It has been said that the ideal counselor possesses the following traits:

- ▣ Education of a college president
- ▣ Executive ability of a financier
- ▣ Craftiness of a politician
- ▣ Humility of a deacon
- ▣ Discipline of an Olympic Gold Medalist
- ▣ Adaptability of a chameleon
- ▣ Hope of an optimist
- ▣ Courage of a hero
- ▣ Wisdom of a serpent
- ▣ Gentleness of a dove
- ▣ Patience of Job
- ▣ Persistence of a marathon runner
- ▣ Grace of God
- ▣ Humor of Mark Twain

Counsel is mine and sound wisdom; I am understanding; I have strength. Proverbs 8:14



The Perfect Camp Counselor

CHECK YOUR ATTITUDE.

When you get to camp, the needs of the campers are your first priority. They need a positive, energetic and spirit-filled leader.

MAKE YOUR CAMPERS FEEL WELCOMED.

Greet your campers as they arrive or seek them out to welcome them to camp. You can obtain this list from the registration area.

KNOW WHAT'S HAPPENING!

Get a copy of the schedule. Lead your campers to the next meal, activity or meeting. Early arrival to these will help build atmosphere and anticipation.

FOLLOW THE LEADER.

Our staff is well-trained and focused. Follow their instructions. They have purpose and are motivated by a love for God and young people. They know what it takes to reach young people.

INVEST YOUR TIME.

The words you say to your young people have more power when they know you care. Get involved in the program. A week of camp can provide opportunity for evangelism and discipleship which will result in a dynamic Christian life. Invest your free time in the lives of your campers.

INTERNALIZE THE CAMP OBJECTIVES.

Educate yourself by using this handbook. Trust our motivation and believe in our passion for young people. We spend our energies all year long to develop our camp program. Camp is a high priority in our values. A week of camp can produce vibrant and happy lives for God's glory.

SUPPORT THE RULES.

Read and know our rules. They help us to control our small town of young people. Their parents and guardians trust us to protect and keep their young ones safe. These rules help us to do that.

GIVE THEM THE WORD OF GOD

And not just your opinion. Use the Word in your devotions at night. As you observe their lives, give them verses that will help them.

Policies & Procedures

Conduct of the Counselor



PROHIBITED CONDUCT

To achieve the goal of preventing any forms of child abuse or the potential of false allegations of child abuse, Child Care Providers, as well as all other employees and volunteers of Vertical Life Fellowship, Inc., shall NOT engage in any of the following conduct:

- ▣ Child abuse, including child sexual abuse;
- ▣ Sexual exploitation, harassment or molestation of a child;
- ▣ Disseminating, exhibiting, or displaying sexually explicit material to children;
- ▣ Hitting, kicking, slapping, or shoving a child; spanking or any other forms of corporal punishment are never acceptable conduct;
- ▣ Selling, giving, or furnishing any child with any tobacco substance, alcohol, or controlled drugs;
- ▣ Never swear or use obscene, foul, or sexually explicit language in the presence of a child; never raise your voice, or your hand;
- ▣ Demonstrate any romantic or sexual interest in a child;
- ▣ Remove any dress clothing of any child, except when appropriately required under necessary circumstances;
- ▣ Wear anything but appropriate attire in the presence of a child;
- ▣ Kiss any child on the lips or in an intimate area; at no time should any person touch a child's private parts, including at bathing time. (If a child complains of pain/problems in his/her private parts, that child should be taken directly to the nurse.)
- ▣ Extended or inappropriate hugging or embracing of a child;
- ▣ Sleep in the same bed or bedding with any child;
- ▣ Remain in any building, room, motor vehicle, or private place with a child except as permitted in these policies;
- ▣ Assist any child in the restroom except as permitted in these policies;
- ▣ Deny anyone, who is not a threat to a child, access into a room, vehicle, or other place in which you are present and alone with a child.

In addition, the following specific behaviors are **not** permissible conduct for any children, counselors, Child Care Providers, and all other persons, both volunteer and paid, associated in any way with Vertical Life Fellowship, Inc.:

- ▣ No “wedgies”: pulling up underwear between buttocks.
- ▣ No “swirlies”: holding a person upside down over toilet while it is flushing, getting his/her hair wet.
- ▣ No “butt tagging”: holding a person down while another touches his/her face with bare buttocks.
- ▣ No “mooning”: pulling down underwear to expose buttocks.

In addition, any and all unusual incidents relating to the above mentioned prohibited behaviors are to be reported to one’s Unit Leader.

Children reporting any incident of alleged child abuse should be reported to a Unit Leader and he/she will then report it to the Counseling Director and Camp Director, who will be responsible to investigate the matter and determine the appropriate steps to be taken, in line with the Vertical Life Camp policies and procedures.



PERMITTED CONDUCT:

It is quite natural, appropriate and desirable for Christians to express and share their love and affection for each other and for Christ. This is considered essential in the healthy, emotional and spiritual well-being, growth and development of a loving and caring Christian community and environment, such as Vertical Life Camp. This sharing of Christian love is especially important to children for their normal, healthy and happy growth and development. The expressing and sharing of one’s Christian love to a child shall not be considered to be child abuse or be in any way prohibiting, restricted or limited by these policies.

However, because of the times in which we live, extreme caution and care should be taken when any adult is showing any type of affection toward a child. The following conduct by a Child Care Provider, as well as by any employee or volunteer, shall be considered to be an expression of Christian love and not child abuse or even creating the appearance of child abuse:

- ▣ Verbally expressing one’s Christian love and affection to a child;
- ▣ Appropriately holding and comforting a child;
- ▣ Occasionally and appropriately hugging or embracing a child, especially when initiated by the child;
- ▣ Sharing emotional and spiritual concerns with a child;
- ▣ Providing necessary medical care and attention to a child; and
- ▣ Encouraging a child to appropriately express and share his/her Christian love for one another and Christ.



LESSONS ALREADY LEARNED: WHAT YOU SHOULD DO!

- ▣ Enthusiastically encourage the young people to participate in all aspects of camp.
- ▣ Pray for and with your campers, your personal interaction with them will yield great fruit.
- ▣ Plan specific times with each of your campers, interacting, listening and encouraging them.
- ▣ Embrace your role as counselor and leader, trusting the Holy Spirit to help you minister in their hearts and minds.
- ▣ Let the young people know your expectations from the beginning, be on time to all meetings and actives
- ▣ Cabin devotions are a great time for you to personally minister to your cabin. As you prepare for this year, plan some creative ways to apply the Word of God to use for personal application.

Camp Rules

The Three C's

On the first night all campers will be given the Rules for Camp. They are brief and simple. They are presented humorously but with enough seriousness to convey the expectations that every camper is expected to meet.

- ▣ **No Contraband:** No smoking no drugs, no weapons (guns, knives, etc.), no tapes or tape players, no CD players or walkmans.
- ▣ **No Cutting:** no skipping meetings or meals.
- ▣ **No Contact:** no smooching or public display of affection.

Sometimes the third one needs explanation, but usually it is clear to every camper what is expected.

General Rules

- ▣ Horse play is out, including throwing people into the lake or swimming area.
- ▣ Keep all valuables in a safe place. Camp is not responsible for any lost or stolen items.
- ▣ Counselors are held liable for damage to property due to carelessness.
- ▣ No radios, tape players, walkmans, etc. are allowed in camp.
- ▣ When involved in an area of the program, obey the one in authority.
- ▣ Please secure special permission from the Vertical Life Camp office when it is necessary to leave camp.
- ▣ Absolutely no firearms, air pistols, slingshots, knives, lighters or fireworks, or weapons of any kind.
- ▣ All visitors must report to the Vertical Life Camp Office.

Special Areas of Difficulty

- ▣ Keep the girls out of the guys' cabin area and the guys out of the girls' cabin area.
- ▣ Move the young people from one activity to the next promptly.
- ▣ Be on time to all meetings. When we eat, meet or play, it is a meeting. Leave five to ten minutes before you need to be there and make sure everyone goes to the restroom ahead of time.

Dress Code (for both campers & counselors)

The dress code will be enforced by the Unit Leaders. Any questions regarding modesty will be the responsibility of the Counseling Director.

Informal clothes for daytime.

Shorts must be modest in length. No tight shorts or spandex-type shorts.

Swim suits should be modest. For guys, no Speedo-type swim suits.

For girls, modest, one-piece swim suits are required. If there is a question about your swim suit, please bring a dark t-shirt to wear over it.

You may also wish to dress in accordance with the theme for camp.

Skirts and dresses should be completely modest in length (at least to the knee). No sun dresses. This means lengthwise they should be at the top of the knee. Halter-style dresses and blouses, low-cut, backless styles, spaghetti-strap dresses or other revealing styles are also unacceptable. Waist-length tops may only be worn over another top for modesty (no crop tops). Spaghetti-strap tops are not allowed. **Shoes** must be worn at all times. **T-shirts** must not have any offensive non-Christian slogans. **Modesty is the key.** We have no occasion for dress clothing other than Teens Involved and no longer do the banquet. Therefore the only reason for “dress up” is if campers are participating in Teens Involved.

Meeting Etiquette

Here at camp, platform ministry and what takes place in the meetings are very important. It is vital that each young person participate and fully experience the preaching of the Word of God. Here are a few tips to help maximize what takes place in the meetings:

- ▣ No potty breaks will be allowed during the meetings. Be sure to have everyone stop at the restroom before coming to the meeting.
- ▣ No talking during the meetings.
- ▣ Keep control of your campers. This is an incredible help to the speaker.
- ▣ Sit together as a cabin. As a counselor you should sit right in the middle of all of your campers.
- ▣ Watch the tempo of the meeting and help your campers adjust. Each meeting will start off with a lot of fun and games, but as the meeting progresses, it will begin to slow down and begin preparing for the preaching and teaching of the Word. Help your campers with that transition.

Discipline

What Happens When Something Goes Wrong

Any neglect of the above-stated rules will be brought to your attention by your Unit Leader. If the neglect is not corrected, the violators may be brought before the Counseling Director, then before the Camp Director. Discussion and action commensurate to the infraction will be imposed.

Any person involved in cheating, stealing, and other comparable major infractions or anything not commensurate with Christian morals will be brought before the Directors. Disciplinary measures will be subject to the discretion of the Camp Director.

Remember: The greater the responsibility of an individual to the camp ministry, the more serious his infraction will be considered.

FOR UNTO WHOMSOEVER MUCH IS GIVEN, OF HIM SHALL MUCH BE REQUIRED... LUKE 12:48

Cabin Inspection

How to Prepare for Cabin Inspection

- ☞ All trash picked up
- ☞ Waste baskets empty
- ☞ All belongings and clothes put away NEATLY
- ☞ All beds made
- ☞ Floor swept
- ☞ Lights out during the day
- ☞ Porch and steps swept
- ☞ No trash around cabin
- ☞ Wet clothes/towels hung up neatly

Check for Cabin Damage.

If damage is found, write it down and give it to the Unit Leader.

If damage critical, report it to the Unit Leader. If something is broken, find out who did it (if possible) and report it to the Unit Leader immediately.

Check the following

- No graffiti
- Toilet problems
- Lights that do not work
- Broken bunk rails
- Sinks/showers that are leaking and/or broken
- Electrical outlets that do not work
- Broken doors

“Keep that which is committed to thy trust.” I Timothy 6:20b



Counseling Helps

What to Do With Your Time

▣ **REGISTRATION UNTIL MEAL TIME**

After you receive your cabin assignment

1. Go to registration to get names of campers assigned to your cabin.
2. Move into your cabin.
3. Do your best to put your campers at ease.

▣ **MEAL TIMES UNTIL THE EVENING RALLY**

The first meal time is reserved for counselor orientation.

Listen & ask questions.

▣ **ALL OTHER MEAL TIMES**

Eat with your campers-make sure they are at all meals on time.

▣ **ALL RALLIES**

1. Make sure they use the restroom before the meeting.
2. Sit with or near your campers.
2. Participate with enthusiasm.
3. Direct your attention to the platform.
4. Help your campers direct their attention to the platform.
5. Be ready to counsel as the invitation directs.

▣ **ALL ACTIVITIES**

1. Get your campers there on time.
2. Participate with enthusiasm.
3. Positively encourage your campers to get involved.
4. Show a team spirit & good sportsmanship.

▣ **ALL FREE TIME**

1. If you realize you may have some adventurous young people, keep an eye on them during this time. Know where they are at all times.
2. Spend some time with one or two of your campers each night.

▣ **MOVING TO CABINS FOR EVENING DEVOTIONS**

1. At the request of the Unit Leaders, move your campers into the cabins.
2. Get your campers ready for devotions & bed.

▣ **IN CABIN DEVOTIONS**

1. Review the devotions in this manual.
2. Prepare a meaningful time to follow up the evening message and answer questions that may have come up.
3. If you need help ask your Unit Leader

▣ **EARLY MORNING ACTIVITY**

1. This is optional, but it can be a great morale builder.
2. Do your best to get your campers to participate.

▣ **QUIET TIME**

Teach your campers how to have a quiet time using the Quiet Time pages.

▣ **SEMINARS**

Sit with your campers and look for those who make decisions. Follow up with them after the seminar.

Counseling after the Message

1. BE IN A RIGHT RELATIONSHIP WITH THE LORD.

- a. No secret sin
- b. An attitude of prayer and expectancy

2. DETERMINE THE NEED OF THE PERSON WITH WHOM YOU ARE DEALING

- a. Encourage them to talk by using leading questions, such as:
 1. Why did you come forward tonight?
 2. What decision are you making public by coming forward?
 3. Have you ever made a decision like this before?
 4. How, in your mind, does one become a Christian?
- b. Determine if the person is seeking "conversion" or whether they need assurance"
 1. If the need is conversion, then use the Roman's Road:
 - a. Do you believe you are a sinner? Romans 3:23
 - b. What does God say is the penalty for sin? Romans 6:23, 5:12
 - c. What did Christ do for us? Romans 5:8
 - d. What does God require for our salvation? Romans 10:9-10, 13
 - e. Have prayer. Help them pray if they cannot pray themselves.
 2. If the need is assurance, then:
 - a. Make sure they understand the Gospel (see above)
 - b. Show them salvation doesn't depend on how they feel. II Corinthians 5:7
 - c. Give them a verse to claim: John 1:12, 5:24; I John 5:13
 - d. When you feel it is clear, ask the person to tell how they know if they are a Christian..."The Bible says so"...make sure they stand on the authority of the Word of God.
- c. Have prayer; help them if they have trouble.

3. FILL OUT OF THE DECISION SLIP

- a. Write on the top of the slip the decision that was made.
- b. Have them record it in their copy of the Gospel of John or their Bible and give them the pink (bottom) copy of the decision slip.

4. INTRODUCE THEM TO ONE OF THE UNIT LEADERS

- a. Give the Unit Leader the top copies copy of the decision slip.
- b. Excuse yourself until the Unit Leader finishes chatting with them.

Salvation Passages

1. All Have Sinned.

For all have sinned and come short of the glory of God.
Romans 3:23

2. Sin Must Be Paid For:

For the wages of sin is death, but the gift of God is eternal life...
Romans 6:23

3. Jesus Paid for Our Sin:

But God commendeth His love toward us, in that while we were yet sinners, Christ died for us. Romans 5:8

4. What We Must Do:

That if thou shalt confess with thy mouth the Lord Jesus, and shalt believe in thine heart that God hath raised Him from the dead, thou shalt be saved...For whosoever shall call upon the name of the Lord shall be saved.
Romans 10:9, 13

Assurance Passages

He that believeth on the Son hath everlasting life... John 3:36

He that hath the Son hath life; and he that hath not the Son of God hath not life. These things have I written unto you that believe on the name of the Son of God that ye may know that ye have eternal life... I John 5:12-13a

As a personal worker, first of all, you have an obligation to Jesus Christ to be sure you are a clean vessel, fit for the Master's use. Your second obligation is to the person with whom you are dealing. Your goal is to bring that person to the place where they have perfect assurance of their salvation and then some basic instructions for the new Christian experience.

Common Problems of Young People

As a counselor you should be able to identify basic problems of teens and their symptoms. Below are six basic areas in which most teens have difficulties. Whether at the altar or in a private session in your cabin, a key to getting a teen to be honest and to get to the real problem is to ask heart-probing questions. "An accusation hardens the will but a question stirs the conscience" (see John 4).

Here is a list of basic problems many young people have and some Scripture to help you deal with the young person.

Primary

Need: Salvation—Security

Symptoms: Doubts, lack of spiritual interest, sin without chastisement.

Scripture: John 5:13, Romans 8:38-39, John 10:27-30

Need: Love

Symptoms: Will take attention from anyone and is willing to take even the wrong kinds of love.

Scripture: John 3:16, I John 4:9-10, Proverbs 8:17, Isaiah 54:10

Need: Affirmation

Symptoms: Need to know they are needed and appreciated. Need to be praised and congratulated.

Scripture: Acts 20:31-32, 1 Peter 2:9-10, 2 Thessalonians 1:3-4, Philippians' 1:3-4

Need: Love others

Symptoms: Shy, loud, wrong friends, exaggerations, physical defects, inferiority, superiority.

Scripture: Ephesians 2:10, Luke 12:23, Ps 139:14-16, I Peter 3:3-4, II Corinthians 10:12, 1 Samuel 16:7.

They need to know they can make a difference.

Need: Family & Parent Relationships

Symptoms: Rebellion, disrespect for authority, critical of others.

Scripture: Ephesians 6:1-3, Col. 3:20, Proverbs. 21:1

Need: Godly Fellowship (Heb. 3:13)

Symptoms: Wants to be a part of the group. Caves in under peer pressure.

Scripture: Ephesians. 2:19, Galatians 3:26, Romans 12:10, Exodus 23:2, Matthew 26:69-75, Rom. 15:7

Need: Friends

Symptoms: Associations with unsaved, values have lowered, change in attitude.

Scripture: Phil. 3:17, Proverbs 27:17, I Corinthians 15:33, II Corinthians 6:14-17, Proverbs 3:20, Proverbs 9:6, Proverbs 28:7.

What's Up With Bullying?

(Adapted from article by Doug West, CYPU Research Specialist (*Youth Culture Today*, winter 2003))

A troublesome issue facing today's youth, bullying affects nearly everyone at some time in their lives, either as perpetrator, victim, or observer. Some flourish, but many are more susceptible and even vulnerable, to the tactics of bullying. The problem is found in schools, church youth groups, and now with the advance of technology even in cell phone and internet use. Because of the fear and pain it inflicts, bullying is destructive to relationships and contributes to the dissolution of community.

Recent evidence shows the extent of bullying and describes its detrimental effects on youth development and its impact on society:

- Reported incidents of bullying in 12-17 year olds grew 88% for girls, 60% for boys in 2002.
- An estimated 7-15% of youth are bullies, 10% are victims, and 2-10% are both.
- Of 2000+ 13-19 year old teens, 35% reported being a bullying victim. 59% would turn to a friend for help; 18% to a parent or family member; 10% to a teacher or school official.
- 16% of US school students have been bullied, mostly in middle school years. Boys are more likely to be involved, and primarily in physical bullying; girls are more likely to resort to verbal/psychological bullying.

Bullying is detrimental to personal development. Bullied youth are more likely to report being depressed and/or having suicidal thoughts. Direct bullying includes name calling, threats, and being hit or kicked. Indirect bullying includes ignoring, exclusion, and backbiting. The impact on culture has broader ramifications--youth involved in bullying, victim or perpetrator, have higher risks of carrying a weapon and being involved in violent behavior.

An effective biblical strategy to combat bullying involves vigilance and both reactive and proactive responses at personal and cultural levels. The following guidelines for intervention and prevention are provided by the Center for Parent/Youth Understanding.

Intervention

- ▣ Intercede! Confront the bully and defend the bullied.
- ▣ Identify and Isolate! Detecting the source and preventing its spread is critical. Don't avoid it; hoping it will blow over increases the likelihood of a blow up!
- ▣ Invite assistance! Seek expert advice and counsel if problem persists. **[If bullying occurs at camp, counselors should talk with their unit leaders. Unit leaders will report incidents to the counseling coordinator.]**

Prevention

- ▣ Instill truth! Affirm youth they are “fearfully and wonderfully made” in the “image of God.” Point and adhere to truths of Scripture.
- ▣ Intolerance rules! Teach right and wrong...
- ▣ Inspire! Set a positive example for teens to follow (1 Cor. 11:1)
- ▣ Infest love! Be proactive in showering and radiating love, rather than reacting to put out relational fires. Insist on affirmation and constructive suggestions.
- ▣ Insulate! Develop the attitude to “pray for those who persecute you” (Matt. 5:11, 44)
- ▣ Incubate! Create a safe environment where bullying is not welcome, and the tongue is tamed (James 3).
- ▣ Inoculate! Take advantage of “teachable moments” by using interactive teaching methods or real-life testimony to discourage bullying behavior.
- ▣ Incarnate! Be physically present with teens, reflecting the mind, heart, and ministry of Christ (see John 1).
- ▣ Invest! Be involved emotionally and spiritually in teens’ lives. Get to know them and their world. Be alert to clues that indicate the presence of bullying.

The Practice of Study and Meditation of God's Word

by Joe Schenke

Goal of Biblical Meditation:

“The outcome of meditation should be application. Like chewing without swallowing, so meditation is incomplete without some type of application.” (C.f. Psalm 119:10-11, 15)

1. One must read and study first.
“We fail to meditate because it’s work and we are lazy”. This is life changing.
2. The righteous meditate—an attitude (“delight”) and activity (“meditate”)
3. Ask questions of the text.
 - a. May want to read less in order to meditate more (to work it into your life)
Talking about extended periods of time here.

Does this text reveal something I should:

- b. Practical examples of application oriented questions.
 1. ...believe about God (differently than what I have been thinking)?
 2. ...praise or thank or trust God for?
 3. ...pray about for myself or others?
 4. ...have a new attitude about?
 5. ...make a decision about?
 6. ...do for the sake of Christ, others, or myself?
4. Make general observations about the text (Lost in forest, not realize obvious)
5. Repeat it in different ways. Emphasize different word.
6. Rewrite it in your own words (not inspired, but like amplified Bible).
7. Pray through the text.
8. Commit portions to memory to assist in meditation so you can meditate (Psalm 119:11, 97).
9. Think through specific ways to apply this to my life. Ask yourself, “Self, how am I to respond to this text?” “Self, what would God have me to do as a result of my encounter with this part of His Word?” e.g. love my wife today—exactly how—situation—ask how to love my wife, talk to her, etc.

In Roy Zuck’s book on hermeneutics he says in the section on application that we abort the plan of God if we do not learn how to personally apply the Word of God to the specific context of the issues of our life.

—Camper Questionnaire—

Name _____

Address _____

State _____ Zip _____

Date of Birth (mm/dd/yy) ____ / ____ / _____

~~~~~  
~

*Please complete the following sentences:*

1. I came to camp because \_\_\_\_\_

\_\_\_\_\_

2. Something I would like to do this week is \_\_\_\_\_

\_\_\_\_\_

3. Something I would like you to know about me is \_\_\_\_\_

\_\_\_\_\_

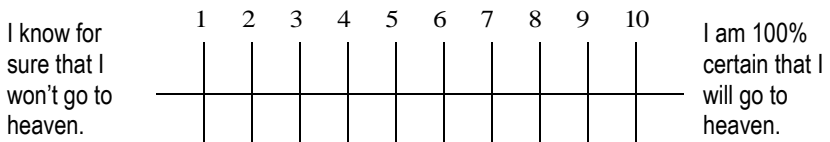
4. Something I struggle with is \_\_\_\_\_

\_\_\_\_\_

Something I would like to know about God, the Bible or Christianity is

*Please answer the following questions:*

1. Please mark on the scale below how certain you are that you will go to Heaven when you die.



Why did you mark what you did? \_\_\_\_\_  
\_\_\_\_\_  
\_\_\_\_\_  
\_\_\_\_\_

2. If you were to die tonight and Jesus was to ask you, "Why should I let you into Heaven?", what would you say? \_\_\_\_\_  
\_\_\_\_\_  
\_\_\_\_\_

## Counselor Evaluation of Camp

Throughout the week, please jot down suggestions and constructive comments that you may have on the following subjects. At the end of camp please tear this sheet out and give to one of the Vertical Life Staff before you leave camp. Thank you very much for your help!

**SCORE 1 TO 10 (ONE IS POOR AND 10 IS EXCELLENT.)**

| ASPECT              | SCORE | COMMENTS |
|---------------------|-------|----------|
| Counselor Training  |       |          |
| Registration        |       |          |
| Facilities          |       |          |
| Bible Hour          |       |          |
| Seminars            |       |          |
| Quiet Time          |       |          |
| Personal Evangelism |       |          |
| Evening Service     |       |          |
| Devotions           |       |          |
| Concert and Film    |       |          |
| Free Time           |       |          |
| Special Events      |       |          |
| Meal Time           |       |          |
| Sports              |       |          |
| Video               |       |          |
| Others              |       |          |

**NAME** \_\_\_\_\_

**CHURCH** \_\_\_\_\_



Vertical Life West Coast Camp